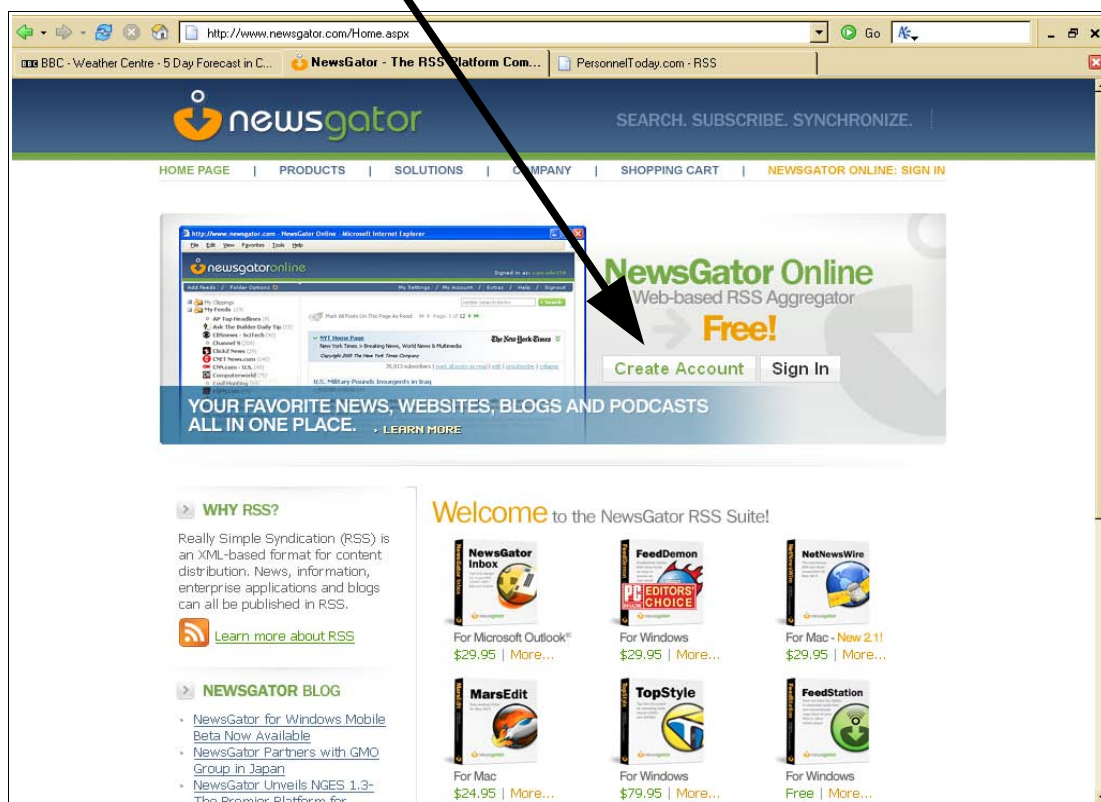


Getting Started with Newsgator Web Feed Reader

Newsgator (<http://www.newsgator.com/>) has a free web based RSS reader that can be used to read both open access feeds and subscription feeds that require a user name and password. Newsgator also produces a PC based feed reader called FeedDemon and a plugin for Outlook, making it easy to migrate from the web based reader to your desktop. The Newsgator suite also gives you the option to run the web and PC applications side by side and to synchronise content between the two.

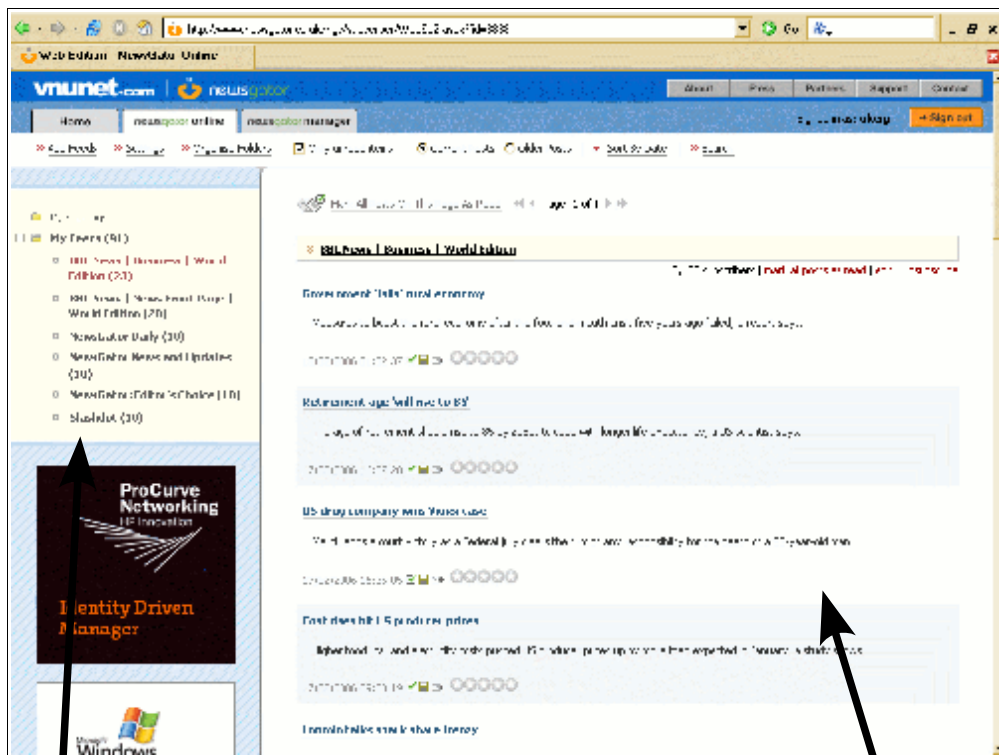
Setting up an account

1. Go to <http://www.newsgator.com/>
2. Click on the Create Account button



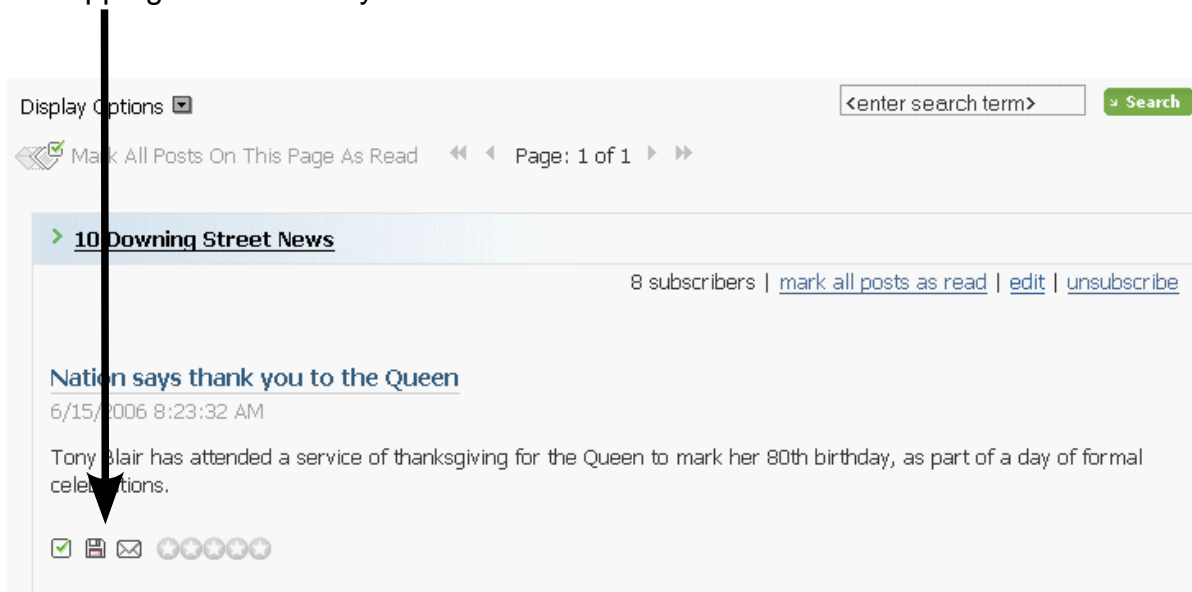
3. On the next screen, fill in the “subscription” form and choose a user name and password.
4. On the following screen, for the Account Level choose Newsgator Online Free.
5. The next screen offers you “starter packs” of feeds. If you do not want any of these feeds, make sure that they are all unticked and then click on Finish.

- Your account should now be activated and you will be taken to your area on Newsgator



Your feeds are listed on the left hand side of the screen and the postings on the right.

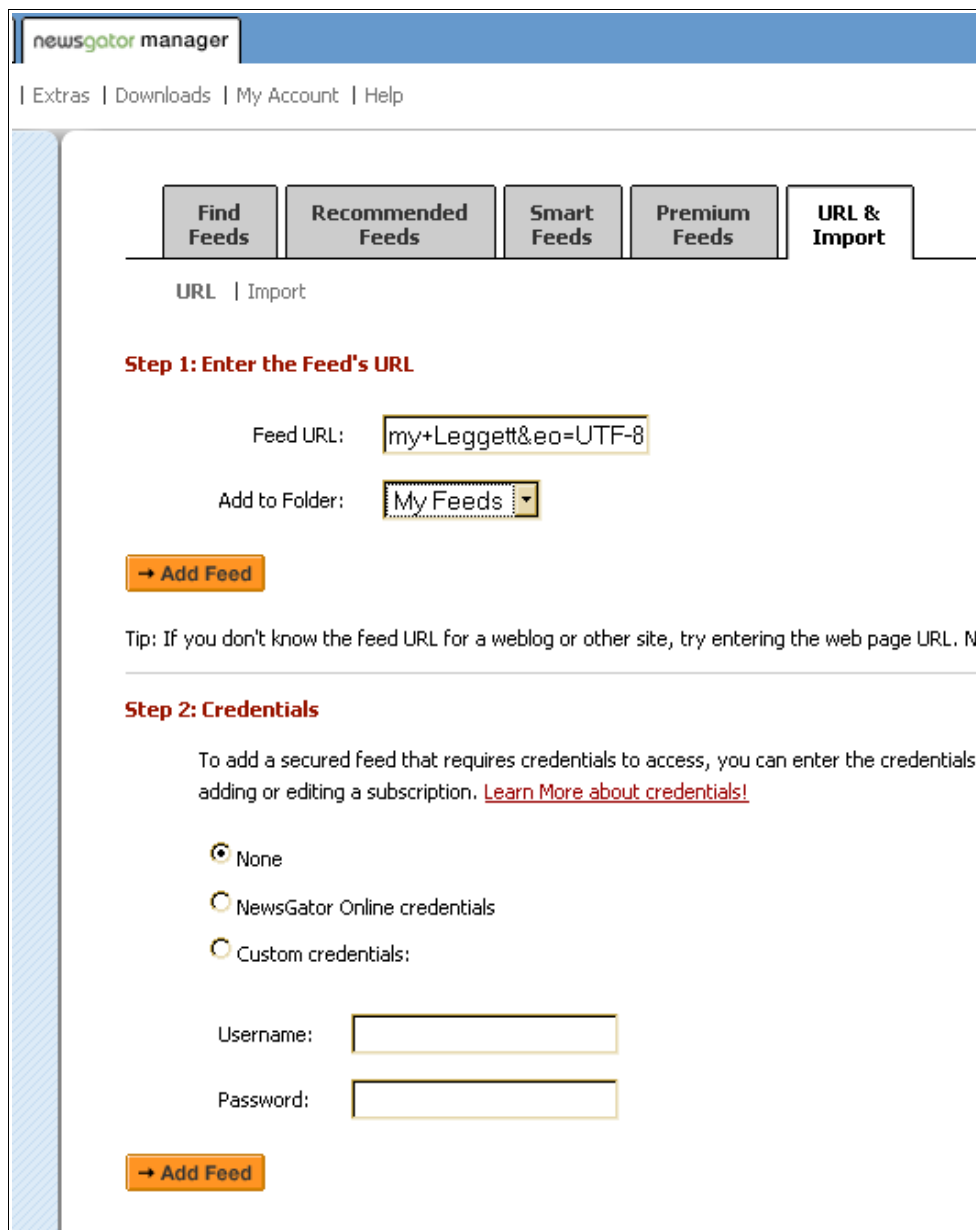
For each posting there are icons which enable you to mark it as read, add to clippings or forward by email.



7. To add a feed, click on Add Feeds in the top left hand corner of the screen and then on URL & Import



8. Paste or type the URL into Feed URL box, select a folder for it and click on the Add Feed button. There is also a section where you can enter a username and password if required.



newsgator manager

| Extras | Downloads | My Account | Help

Find Feeds Recommended Feeds Smart Feeds Premium Feeds URL & Import

URL | Import

Step 1: Enter the Feed's URL

Feed URL:

Add to Folder:

Tip: If you don't know the feed URL for a weblog or other site, try entering the web page URL. Ne

Step 2: Credentials

To add a secured feed that requires credentials to access, you can enter the credentials when adding or editing a subscription. [Learn More about credentials!](#)

None

NewsGator Online credentials

Custom credentials:

Username:

Password:

Exporting your feeds to a non-Newsgator PC application

If you decide to switch to a PC based application, Newsgator offers a stand alone feed reader called FeedDemon and a plugin for Outlook. Both have options during setup to enable you to import and synchronise your feeds from your web account.

If you prefer to use a completely different feed reader, you can export your list of feeds and import them into your new application.

1. Login to your Newsgator Online account
2. Click My Settings
3. Click Edit Locations
4. Under the NewsGator Web Edition Location, click OPML
5. Click on the OPML URL link and then save the file to your computer under a file name such as newsgator.opml

In your new feed reader simply go to the Import Subscriptions/OPML option and import the newsgator.opml file.